



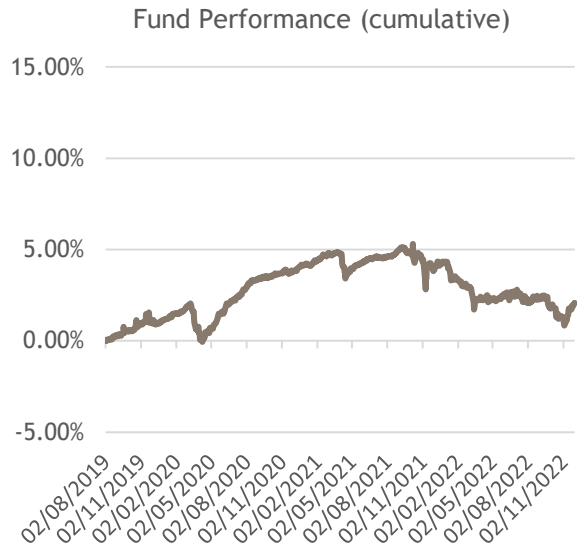
FUND FACT SHEET NOVEMBER 2022

MAYBANK ENHANCED INCOME FUND**INVESTMENT OBJECTIVE**

The investment objective of the Maybank Enhanced Income Fund is to preserve the capital value and maintain a high degree of liquidity while looking to provide a return which is comparable to short-term time deposits.

FUND FACTS

Fund Manager	Rachana Mehta
Fund Launch Date	1 July 2019
Subscription Mode	Cash/SRS
Fund Size (AUM)	SGD 22.5 Million (As of 30 th November 2022)
Minimum Investment	SGD 1,000/USD 1,000
Management Fee	0.3% p.a.
Dealing Frequency	Daily
Weighted Average Net Yield	5.75% in SGD 6.05% in USD
ISIN Codes	Class A - Accumulation: SGD ACC: SGXZ70261334 USD ACC: SGXZ71187967
Bloomberg Tickers	Class A - Accumulation: SGD ACC: MAEIAAS SP USD ACC: MAEIAAU SP



Source: Bloomberg as of 30th Nov 2022
Performance based on Class A (Acc) - SGD

PERFORMANCE Class A (Acc) SGD

Returns %	Portfolio
1 month	0.81%
3 months	-0.25%
6 months	-0.43%
Year-to-date (YTD)	-2.18%
1 year	-1.82%
Since inception (cumulative)	2.08%
Since inception p.a. (Incepted on 2 August 2019)	0.62%

PERFORMANCE Class A (Acc) USD

Returns %	Portfolio
1 month	0.79%
3 months	-0.08%
6 months	-0.18%
Year-to-date (YTD)	-1.77%
1 year	-1.55%
Since inception (cumulative)	3.12%
Since inception p.a. (Incepted on 2 July 2019)	0.90%

STATISTICS

Historical Volatility	1.53%
Average Credit Rating	A-/BBB+
Average Duration	0.94 Years

TOP HOLDINGS

	%
Minor Intl PCL 3.1% Jun-23	8.60%
Poly Real Estate 3.95% Feb-23	7.67%
Huarong Fin 2.5% Feb-23	7.30%
DAE Funding LLC 1.55% Aug-24	5.47%
CHN Construction Bank/SG 2.85% Jun-24	5.28%

Source: Data as of 30th November 2022. Maybank Asset Management Singapore Pte Ltd, BNP Paribas Securities Services, Singapore Branch. Past performance is not an indication of future performance. Returns are calculated on a NAV-NAV basis, net of fees and assuming all dividends and distributions are reinvested, if any. Credit ratings are based on based on issue/issuer's rating or internal rating where applicable. Underlying portfolio yield is an annualised percentage measure of interest and dividend income earned by the portfolio net of fees and expenses.



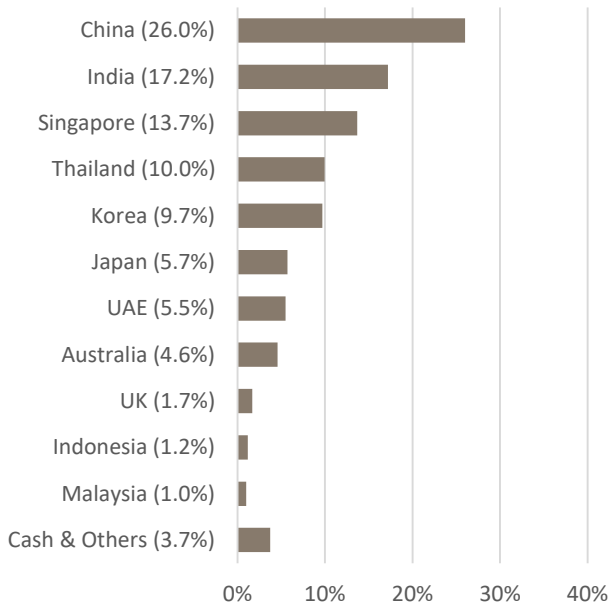
FUND FACT SHEET NOVEMBER 2022

MAYBANK ENHANCED INCOME FUND

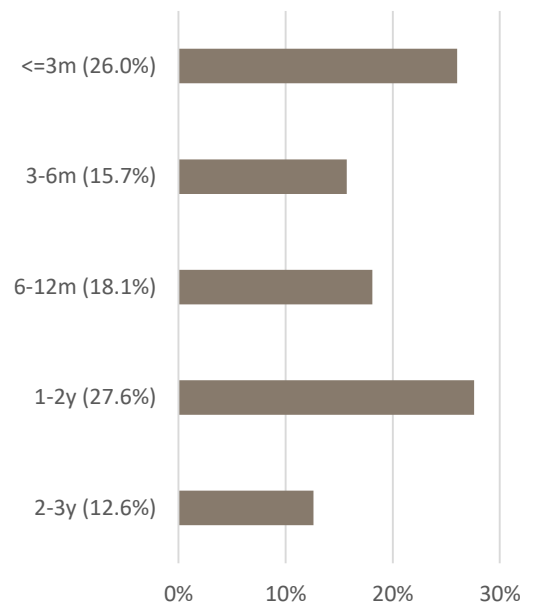
INVESTMENT OBJECTIVE

The investment objective of the Maybank Enhanced Income Fund is to preserve the capital value and maintain a high degree of liquidity while looking to provide a return which is comparable to short-term time deposits.

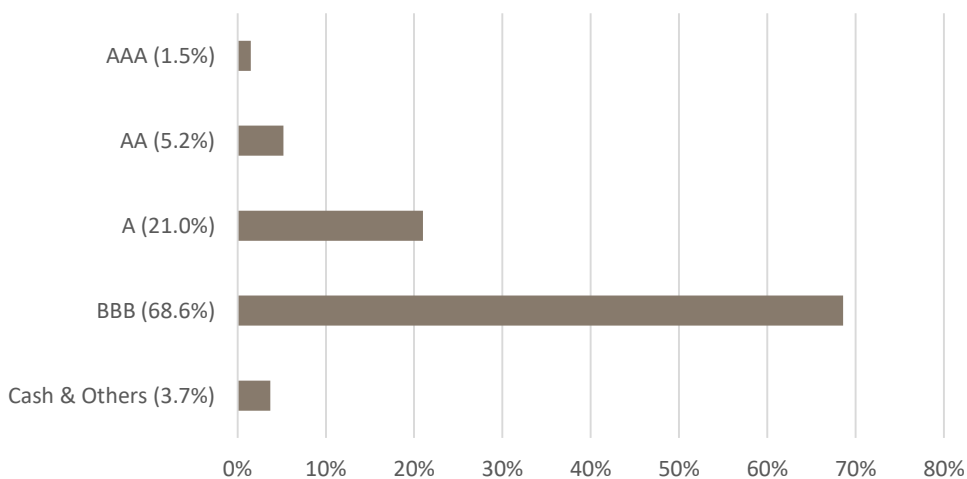
COUNTRY ALLOCATION



DURATION ALLOCATION



CREDIT RATING ALLOCATION



Source: Data as of 30th November 2022. Maybank Asset Management Singapore Pte Ltd, BNP Paribas Securities Services, Singapore Branch. Past performance is not an indication of future performance. Credit ratings are based on based on issue/issuer's rating or internal rating where applicable.

**MAYBANK ENHANCED INCOME FUND****IMPORTANT INFORMATION**

This document has been prepared solely for informational purposes with no consideration given to the specific investment objective, financial situation and particular needs of any specific person and should not be used as a basis for making any specific investment, business or commercial decisions. This document does not constitute (1) an offer to buy or sell or a solicitation of an offer to buy or sell any security or financial instrument mentioned in this document and (2) any investment advice or recommendation. Investors should seek financial or any relevant professional advice regarding the suitability of investing in any securities or investments based on their own particular circumstances before making any investments and not on the basis of any recommendation in this document.

Past performance is not an indication of future performance. The Fund or any underlying fund may use or invest in financial derivative instruments. Investors should note that the value of units and income from them, if any, may rise or fall. Accordingly, investors may receive less than originally invested. Investors should be aware of the risks involved when investing. Please seek clarification on the potential risks that may arise prior to any decision made to invest in any investments. Investments in fund are not deposits in, obligations of, or guaranteed or insured by Maybank Asset Management Singapore Pte Ltd. A copy of the prospectus or offering document is available and may be obtained from Maybank Asset Management Singapore Pte Ltd and its appointed distributors or our website (www.maybank-am.com.sg). Investors should read the prospectus/offering document (including risk warnings) before deciding to invest.

The opinions, analysis, forecasts, projections and/or expectations (together referred to as "Information") contained herein are inputs provided by entities within Maybank Asset Management Group which have been obtained from sources believed to be reliable and are based on the technical investment expertise. Maybank Asset Management Group makes no representation or warranty, expressed or implied that such Information is accurate, complete or verified and should not be relied to as such. The Information contained herein are published for the recipients' reference only and is subject to change without notice. Maybank Asset Management Group accepts no liability for any direct, indirect or consequential loss arising from use of this presentation. No part of this document may be distributed or reproduced in any format without the prior consent of Maybank Asset Management Group. This advertisement has not been reviewed by the Monetary Authority of Singapore.

For more information or to obtain a copy of the prospectus:

enquiries@maybank-am.com.sg

Tel: +65 6231 5082/ 6231 5083/ 6231 5084

Facsimile: +65 6339 1003

www.maybank-am.com.sg

Maybank Asset Management Singapore Pte Ltd

2 Battery Road #08-01

Maybank Tower

Singapore 049907

Company Registration No. 200812589K